

Evoluția prețurilor la energie, gaz, combustibili și nevoia de eficiență energetică

Dumitru Chisalita

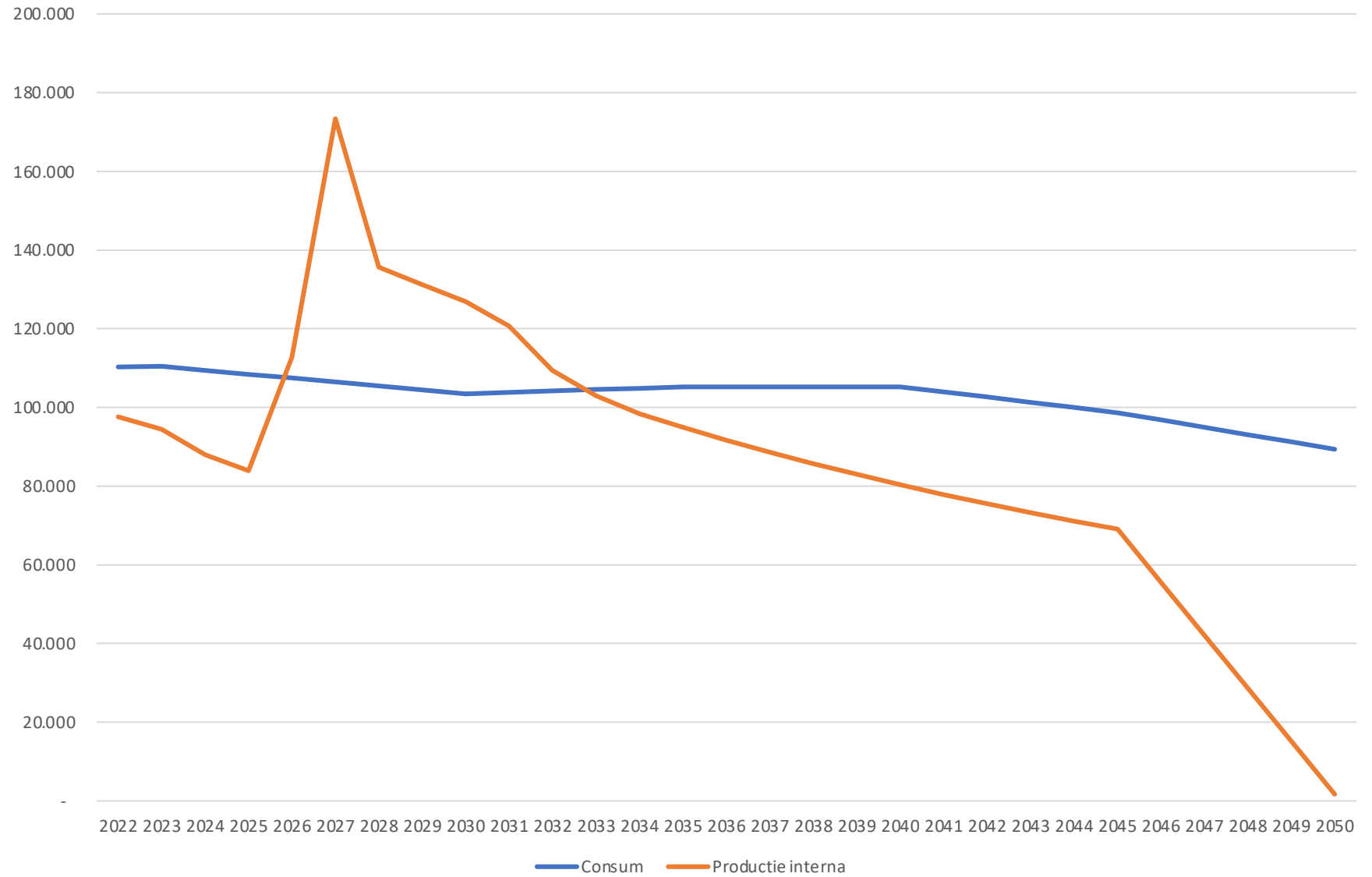
Presedinte

Asociatia Energia Inteligenta



Gaze naturale

Evolutia cantitatii de gaze produsa si consumata in Romania (mii MWh/an)



Futures Gas – TTF Olanda

File Edit View History Bookmarks Tools Help

Eventim Quartz Matrix - Brasc X Europa FM - Europa FM Live - PLAYING Dutch TTF Natural Gas Futures | X +

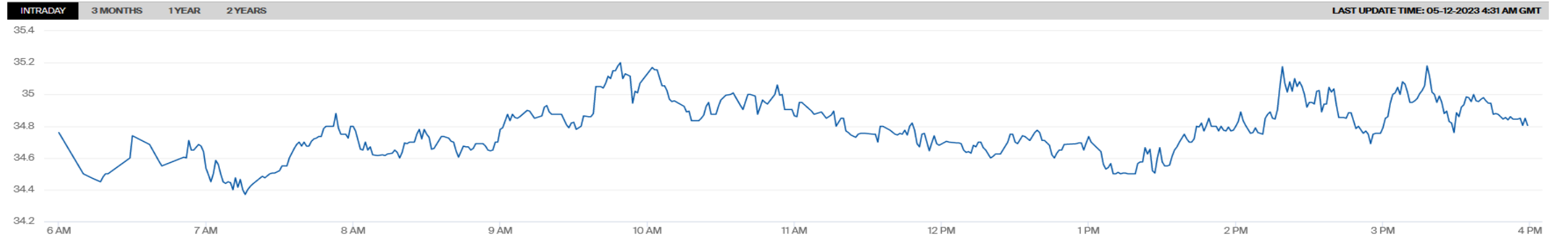
https://www.ice.com/products/27996665/Dutch-TTF-Natural-Gas-Futures/data?marketId=5564180 60% ☆

Import bookmarks... J-BusinessDirectory : A... Dashboard - Asociatia... Web Sign Biometan - OneDrive Land Cruiser 70 - Toyo... Hydrogen project visu... New Tab https://asociatiaenergi... LEGE 259 29/10/2021 ...

Energy | Natural Gas

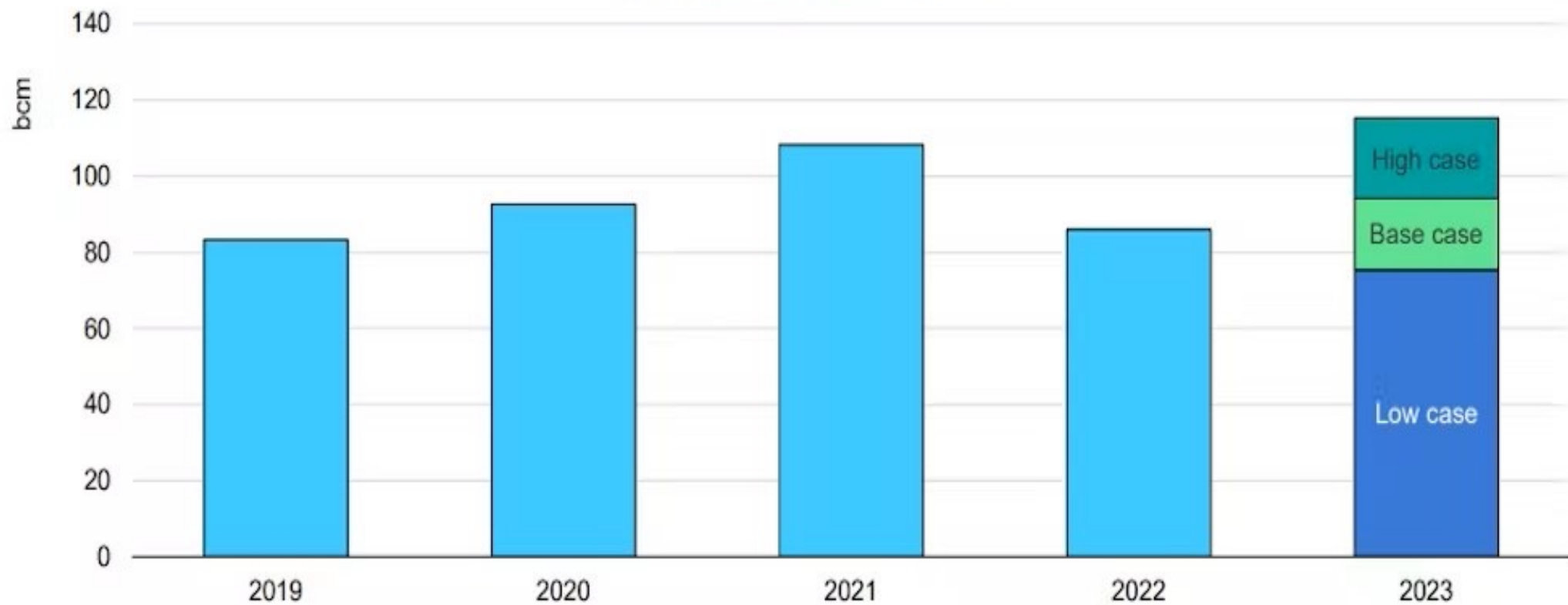
ICE Index Dutch TTF Natural Gas Futures

CONTRACT	LAST	TIME(GMT)	% CHANGE	VOLUME
JUN23	34.805	5/11/2023 3:59 PM	-0.537	34850



CONTRACT	LAST	TIME(GMT)	% CHANGE	VOLUME
JUL23	35.175	5/11/2023 3:59 PM	-0.734	19160
AUG23	36.350	5/11/2023 3:59 PM	-0.675	13230
Q3 23	36.800	5/11/2023 3:54 PM	0.000	7040
SEP23	38.810	5/11/2023 3:59 PM	-0.630	13115

Cererea de gaze din China va influența semnificativ evoluția prețului din Europa



Preturi potenziale la gaz in situatia unui deficit de gaz pe piata mondiala de 10%

The screenshot shows a web browser window with the URL <https://www.ice.com/products/27996665/Dutch-TTF-Natural-Gas-Futures/data?marketId=5564180>. The browser's address bar shows the page is zoomed to 60%. The page content is a table of Dutch TTF Natural Gas Futures prices. The table has five columns: CONTRACT, LAST, TIME(GMT), % CHANGE, and VOLUME. The data is as follows:

CONTRACT	LAST	TIME(GMT)	% CHANGE	VOLUME
JUL23	35.175	5/11/2023 3:59 PM	-0.734	19160
AUG23	36.350	5/11/2023 3:59 PM	-0.675	13230
Q3 23	36.800	5/11/2023 3:54 PM	0.000	7040
SEP23	38.810	5/11/2023 3:59 PM	-0.630	13115
OCT23	43.440	5/11/2023 3:59 PM	-0.849	8595
NOV23	53.375	5/11/2023 3:40 PM	-0.082	7275
Q4 23	51.550	5/11/2023 3:49 PM	0.000	4060
DEC23	57.905	5/11/2023 3:01 PM	0.166	6930
JAN24	58.750	5/11/2023 3:29 PM	0.026	5525
FEB24	58.560	5/11/2023 1:26 PM	-0.215	5580
WINTER23	54.825	5/11/2023 3:58 PM	0.000	1150
Q1 24	58.250	5/11/2023	0.000	3700



Energie elettrica



The image features three wind turbines in silhouette against a vibrant sunset sky. The sky transitions from a deep purple at the top to a bright orange and yellow near the horizon. The turbines are positioned in a line from left to right, with the third turbine being significantly faded and semi-transparent. The overall scene is serene and evokes a sense of clean, renewable energy.

Pretul energiei electrice - PZU

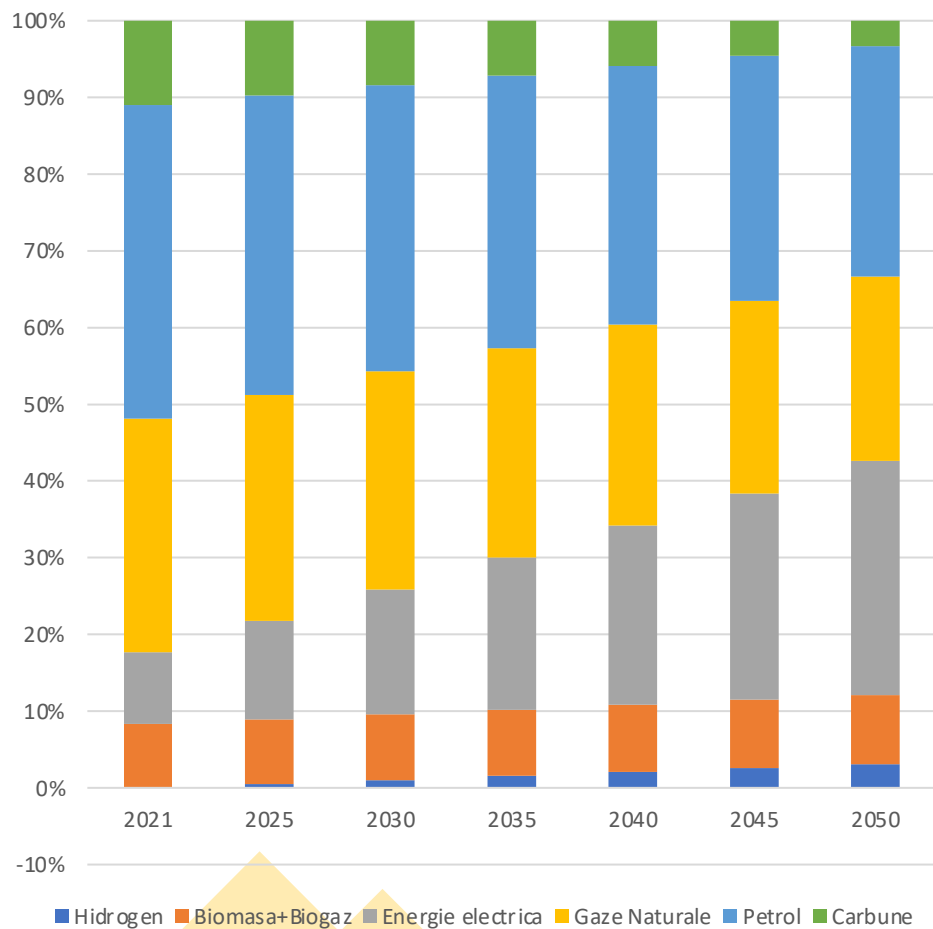
https://euenergy.live/?utm_content=cmp-true

Pretul Futures

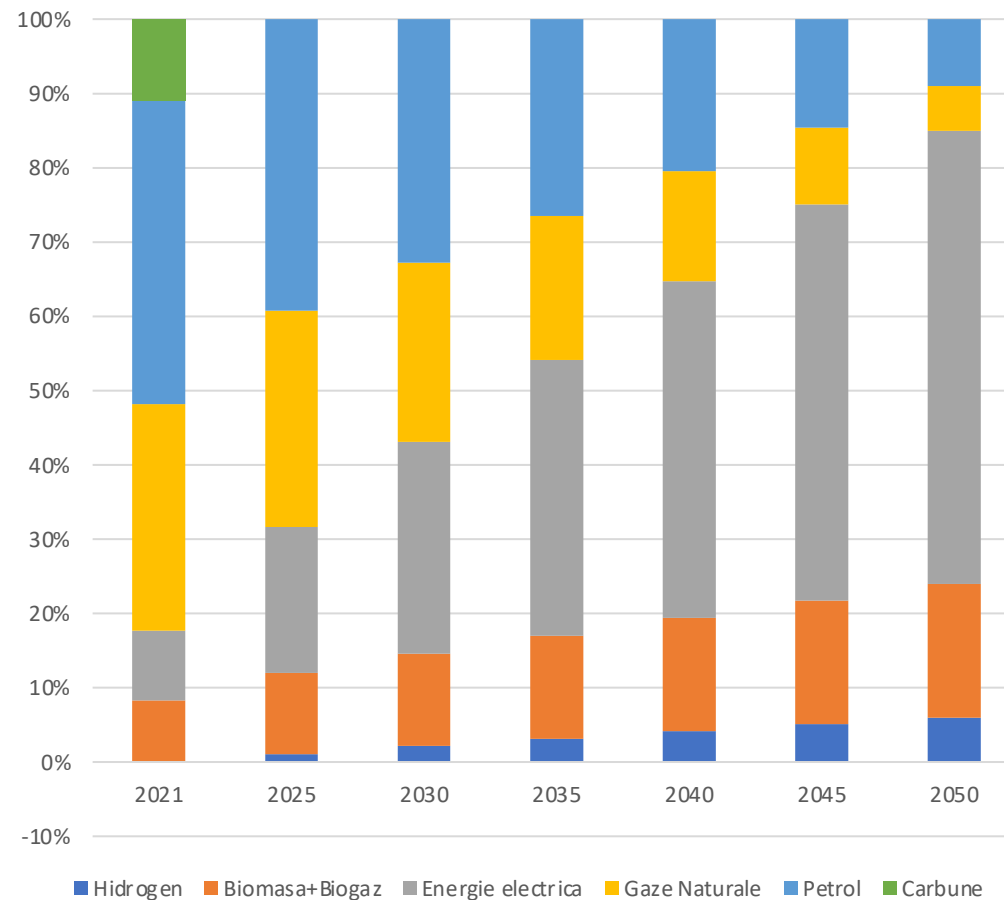
Bursa din Germania (euro/MWh)

Basic		Varf de Consum	
4/23	168.04	4/23	219.00
1/24	177.75	1/24	219.79
2/24	139.05	2/24	159.68
3/24	141.08	3/24	162.31
4/24	172.83	4/24	203.84
1/25	169.63	1/25	213.43

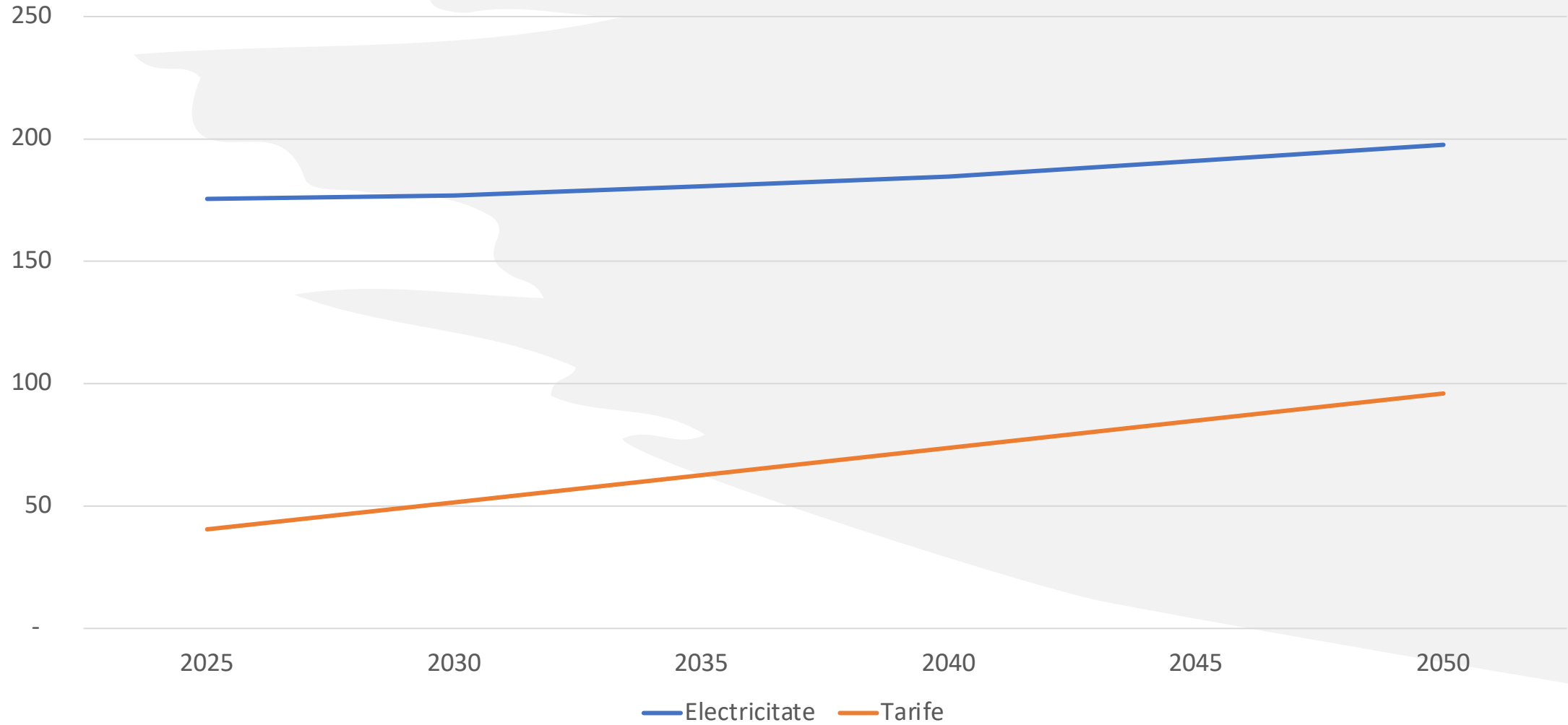
Ponderea diferitelor forme de energie in balanta cererii de energie primara
Scenariul 1 Pasilor Mici (Extrapolarea actiunilor din ultimii 15 ani)



Ponderea diferitelor forme de energie in balanta cererii de energie primara -
Scenariul 2 Pasilor Mari



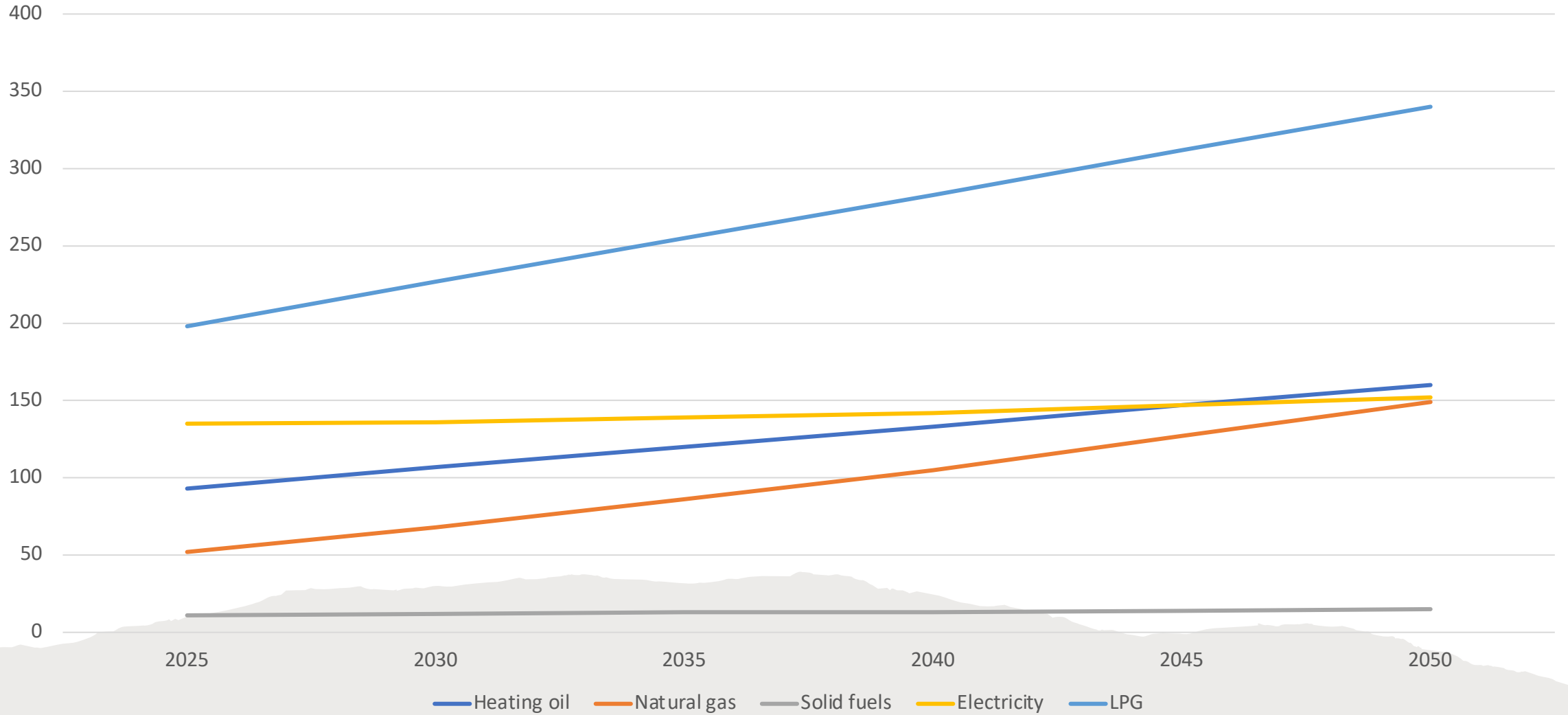
Evolutia pretului la energie electrica (Euro/MWh)



A row of high-voltage power line towers stretching into the distance against a sunset sky. The towers are silhouetted against a bright orange and yellow sky with scattered clouds. The perspective is from a low angle, looking down the line of towers. The text is overlaid on the right side of the image.

Pretul pe diversele forme de energie

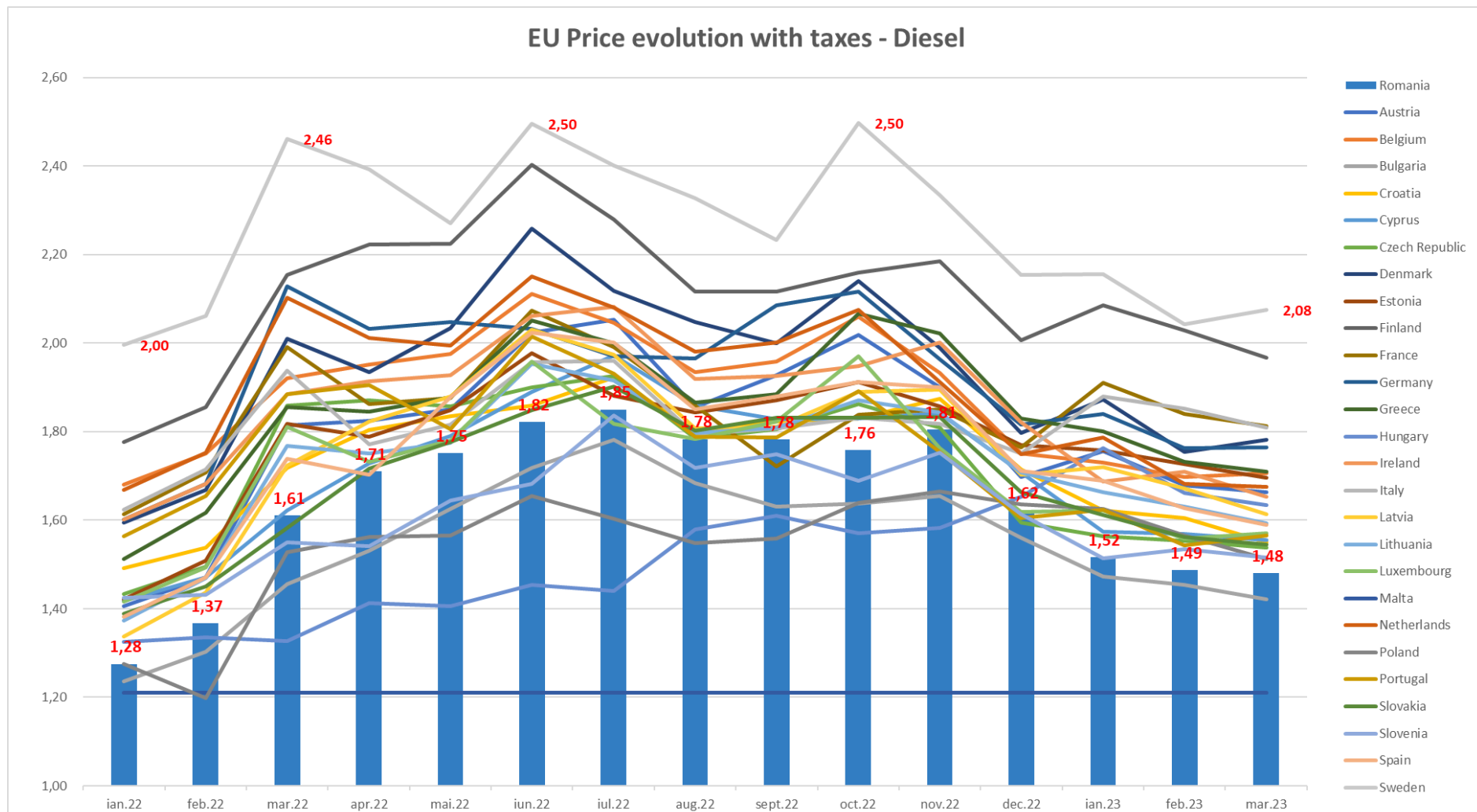
Evolutia pretului diferitelor forme de energie pe piata (Euro/MWh)



Combustibili



DIESEL – Gross Price Evolution 2022-2023



<https://www.peco-online.ro/istoric.php>



Contracte Futures

	Last	Chg	Open	High	Low	Date/Time
Brent Crude Jun 2023	\$84.94	-0.18	\$84.89	\$85.45	\$84.05	Apr 6, 2023 10:59 p.m.
Brent Crude Oil (IFEU \$/bbl) Front Month	\$84.94	-0.18	\$84.89	\$85.45	\$84.05	Apr 6, 2023 10:59 p.m.
Brent Crude Jul 2023	\$84.26	-0.41	\$84.52	\$85.03	\$83.71	Apr 6, 2023 10:30 p.m.
Brent Crude Aug 2023	\$83.56	-0.48	\$83.94	\$84.42	\$83.14	Apr 6, 2023 10:22 p.m.
Brent Crude Sep 2023	\$83.21	-0.18	\$83.32	\$83.80	\$82.55	Apr 6, 2023 10:31 p.m.
Brent Crude Oct 2023	\$82.55	-0.18	\$82.66	\$83.15	\$81.92	Apr 6, 2023 10:31 p.m.
Brent Crude Nov 2023	\$81.89	-0.21	\$82.05	\$82.54	\$81.35	Apr 6, 2023 9:49 p.m.
Brent Crude Dec 2023	\$81.29	-0.19	\$81.44	\$81.95	\$80.73	Apr 6, 2023 10:55 p.m.
Brent Crude Jan 2024	\$80.59	-0.29	\$80.53	\$81.36	\$80.28	Apr 6, 2023 10:05 p.m.
Brent Crude Feb 2024	\$80.04	-0.27	\$79.80	\$80.82	\$79.75	Apr 6, 2023 9:13 p.m.

[D:\HP 2020\asociatie
EI\articole\Materiale
nepublicate\Ing.xls](#)



Management Energetic prin soluții tehnologice



Politici de eficientizare
prin responsabilizarea managementului

A person is standing on a rocky peak inside a cave, looking out at a sunset over a mountain range. The sun is low on the horizon, creating a bright starburst effect and casting a warm, golden glow over the scene. The cave's interior is dark, with the light from the sunset illuminating the person and the surrounding rocks.

Va multumesc pentru atentie.

www.asociatiaenergiainteligenta.ro